



Leveraging Rapid Insight to Complement Edify Capabilities



Today's Presenters



James Cousins

*Senior Strategic Leader,
Data and Analytics*

jcousins@eab.com



Lily Brennan

Strategic Leader, Data and Analytics

lbrennan@eab.com

Session materials will be shared in follow up and will be available online.

- 1 Edify and Rapid Insight
- 2 Creating an Edify Connection and Transforming Data in Construct
- 3 How Edify Partners Have Used Rapid Insight
- 4 Q&A and Closing

Poll Question

How would you describe your institution's current use of the Rapid Insight software?

Edify with Rapid Insight

5

Centralized Data



Decentralized Activation

Bring Your Data Together

Access and Warehousing

► *Cloud-native, secure, infinitely scalable data lake and warehouse to support critical institutional use cases*

- Data ingestion through a library of pre-built higher ed system connectors or custom extraction
- Data consolidation and previewing across sources
- Downstream data delivery and system integration
- Data transformation
- Snapshotting
- Data archiving and back-ups

Build a Culture of Data Confidence

Data Governance

► *Higher ed best-practice rules and validations to ensure golden record/ single source of truth*

- Full 'glass box' higher ed best-practice data model
- Data dictionary
- Data lineage
- Data profiling and quality assessment
- Validation rules
- Permissions management
- Data processing logs and monitoring

Empower Your Team with Insight

Reporting and Analytics

► *Self-service, custom, and pre-built analytics to drive efficiency and/or support decision-making*

- No or low code data exploration, analysis, and ad hoc reporting
- Operational and compliance reporting
- Data visualization through your preferred business intelligence tools
- Pre-built, customizable analytics for higher ed strategic use
- Self-service predictive modeling

Build Your Team's Capacity

Professional Service Hours

► *EAB support to meet you where you are: Your team's use of Edify can be self-service, partially-, or fully-managed by EAB.*

Strategy and
Culture Support

Process
Consulting

Integration
Services

Data Science
and Analysis

Rapid Insight's Self-Service Analytics Technology



Construct a data-informed environment



Access, prepare, and explore your data in a **code-free but code-friendly** environment suited for all skill levels

Predict institutional outcomes



Build custom, **automated predictive models** for institutional and student success

Bridge the gap between insight and action



Empower decision-makers to analyze and act with **cloud-based collaborations and dashboards**

ANALYZE DATA FROM:

- SIS, CRM, LMS
- Databases and data warehouses
- Text files and spreadsheets

BUILD MODELS FOR:

- Admission and enrollment
- Student success
- Institutional Research
- Advancement
- And more

EXPORT DATA TO:

- Tableau
- Excel and text files
- Rapid Insight Bridge
- Databases
- Reports

How to Access Rapid Insight

Edify partners can access Rapid Insight complimentary by **indicating so in our closing poll question today or reaching out to your Strategic Leader.**

From Dispersed Data to Consolidated Report

Building Dynamic Reports from Diverse Data Sources with Rapid Insight

Gather Data Sources

Pull data from Edify, Starfish, Navigate360, and external databases, spreadsheets, or surveys.

1



2



Merge

Make use of dispersed data sources in one location.

3



Cleanse + Transform

Build reports, answer ad-hoc questions, and generate re-usable workflows.

4



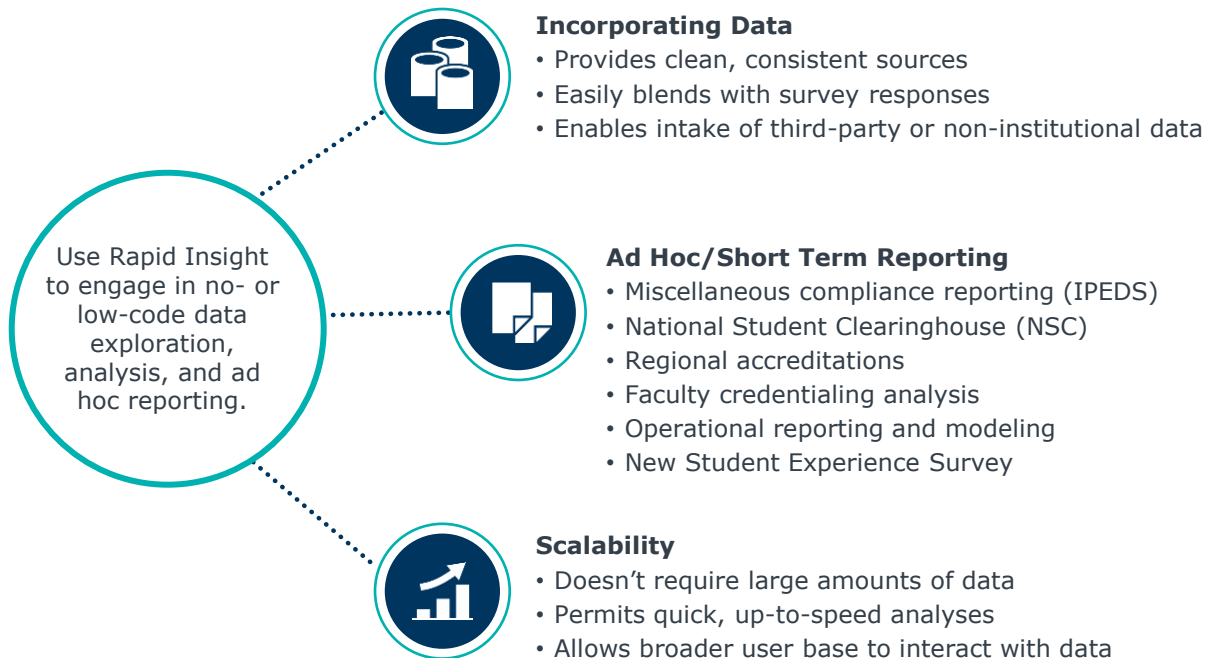
5



Report

Fulfill smaller and more dynamic reporting requirements.

How Rapid Insight Complements Edify



When to Use Edify or Rapid Insight

Consider Using Either Technology If Any of Their Boxes Are Checked

Edify



Data user is part of the Edify Leadership Team



User prefers a coding interface



Project uses data in Edify



Project requires dynamic data visualizations



Project involves consultative data science

Rapid Insight



Data user is external to the Edify Leadership Team



User prefers drag-and-drop interface



Project uses data outside of Edify



Project can be satisfied with basic data reporting layouts



Project involves in-house predictive modeling

How to Access Rapid Insight

Edify partners can access Rapid Insight complimentary by **indicating so in our closing poll question today or reaching out to your Strategic Leader.**

1

Edify and Rapid Insight

2

**Creating an Edify Connection and
Transforming Data in Construct**

3

How Edify Partners Have Used Rapid Insight

4

Q&A and Closing

Working in Construct

13

Loading Data and Building Re-Usable Workflows

Connecting to data sources

Load data from various systems into Construct



- Connect directly to Edify, Navigate360, Starfish, and other data systems
- Combine and explore data all in one location



Automating routine processes

Build and schedule re-usable workflows to save time



- Visual interface makes it easy to quickly build datasets or reports
- Easily share with non-technical staff members

Poll + Chat Questions

- 1 Are there data sources that are historically difficult to investigate and would be valuable to investigate in a non-enterprise environment?
- 2 Are there data sources that you prefer *not* to keep in Edify, but want to analyze?
- 3 If you answered yes, what data sources? Please list in the Chat.

Connecting to Data Sources in Three Steps

Easily Connect and Combine Data in Rapid Insight

Create New Connection

Data Source: EAB Edify Analytics DB

Connection Parameters:

To connect to Edify Analytics DB, you must specify the database host, port, and credentials.

Host:

Port:

Username:

Password:

DBName: analytics

Select Table:

Table Schema: <All>

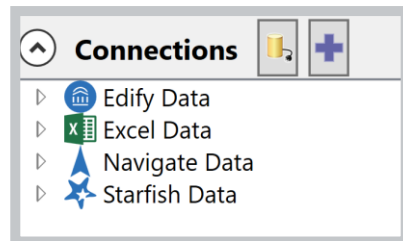
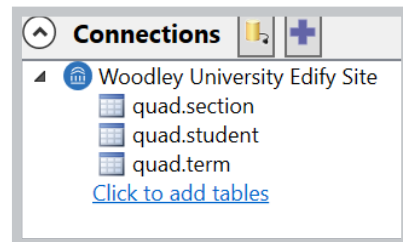
Connection Name:

Test Save Cancel

1 Connecting to Edify is as easy as pulling the Analytics DB (database) credentials from Edify, meaning any user can easily access the data.

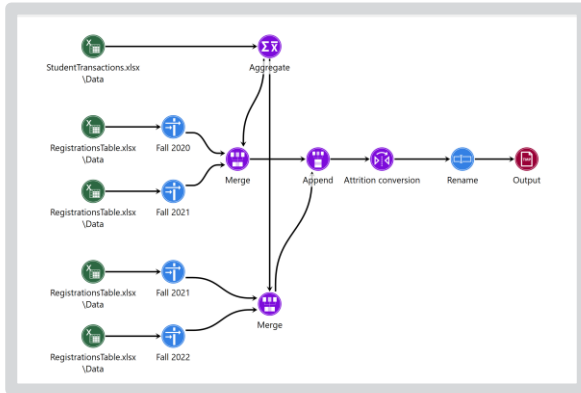
2 The Edify connection gives you access to explore Quad tables as well as any sources that have been mapped to Edify.

3 Rapid Insight allows you to connect to and combine data from many sources in one location.



Automating Routine Processes to Save Time

Build Reusable Workflows to Automate Reports in Construct



Reusable Workflows

Ideal for routine reports so you never have to start from scratch

No Code Required (But Can Be Integrated)

Easy to share and interpret

Rapid Insight Is Ideal For:

- Ad hoc requests
- Data exploration
- Combining and cleaning data to feed dashboards
- Fleshing out proof of concept reports that will be formalized in Edify (or other platforms) later



Live Demonstration – Rapid Insight

1

Edify and Rapid Insight

2

Creating an Edify Connection and Transforming Data in Construct

3

How Edify Partners Have Used Rapid Insight

4

Q&A and Closing

Replicating State Reporting After Losing Access to Metrics



Two-Year College in Kenosha, WI | Edify Partner Since December 2022



OPPORTUNITY ►

USING RAPID INSIGHT ►

IMPACT ►



WTCS's Migration Interrupts Data Access

- The Wisconsin Technical College System (WTCS) transitioned to PowerBI
- Gateway Technical College (GTC) lost access to certain metrics calculated by WTCS using GTC data



Bridging the Gap with Rapid Insight

- Prototyped a workflow in Construct mirroring the WTCS reporting
- Replicated the state's reporting cohort definitions
- Able to expand on the data that the state provided them since it's now an in-house process



Impact

- Greater data access and transparency
- Ability to explore and use the data without having to go through the state

What's Next?

Incorporating the data into Edify as a more systematic process once they perfect the logic in Rapid Insight

Streamlining Reports Shared with Senior Leaders

Regional Public University in Fitchburg, MA | Edify Partner Since December 2020



Rapid Insight Provides A Path to Streamline Routine Processes

Former Process



A complicated Excel spreadsheet – manually updated and shared to leadership via email



Share these live reports to leadership via a dashboard in Bridge



Utilize snapshots to formalize report in Edify



Build a workflow in Construct that combines Colleague tables and Excel spreadsheets



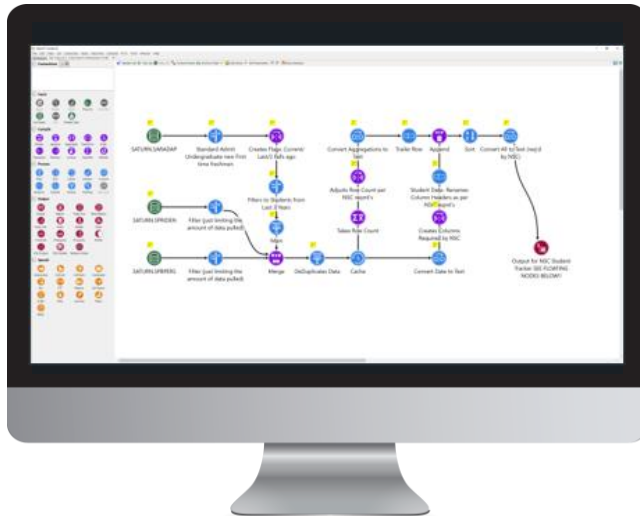
Schedule the workflow to update automatically

Improved Process

Maintain the reporting process, making changes as necessary to fit the institution's data needs

National Student Clearinghouse “QuickStart”

Create an Automated Process to Prepare NSC Data with Rapid Insight



✓ Streamline and Error-Proof Your Data Prep

The NSC’s various search products have several requirements, and with manual steps comes time cost and potential error.

✓ Easily Iterate as Many Requests as Needed

With an automated prep process, you can expand your focus to even more years, more searches, or more submissions per year.

✓ Reallocate Your Time Savings

Scale up your dashboards to drive even more targeted conversations at your institution by exploring other reporting opportunities.

1

Edify and Rapid Insight

2

Creating an Edify Connection and Transforming Data in Construct

3

How Edify Partners Have Used Rapid Insight

4

Q&A and Closing

Poll Questions



- 1 How was today's session?**
- 2 If you don't have a Rapid Insight license yet, do you want to learn about obtaining one? And if you already have a license, do you want to learn more about expanding your use of the tool?**
- 3 Are there specific users at your institution to whom you would like to extend an invitation to use Rapid Insight? If so, please provide their names and email addresses. (open text response)**
- 4 Would you like to be registered for any upcoming Rapid Insight Office Hours?**
- 5 What was your biggest takeaway from the session? (open text response)**
- 6 Additional follow-up requests or comments? (open text response)**

Thank you for joining us today!

Key Takeaways From Today's Session



Rapid Insight is a valuable companion tool to Edify, allowing users to engage in no- or low-code data exploration, analysis, and ad hoc reporting regardless of their historic role in your Edify processes.



Edify partners have used Rapid Insight to fulfill reporting needs by creating re-usable Construct workflows.



As an Edify partner, you already have access to Rapid Insight. Let us know if you'd like to obtain a software license for your own use, extend an invitation to any colleagues, or learn more about the tool!

Q&A

*Submit a Question Using the Chat, Raise Your Hand,
or Come Off Mute*



James Cousins

*Senior Strategic Leader,
Data and Analytics*

jcousins@eab.com



Lily Brennan

Strategic Leader, Data and Analytics

lbrennan@eab.com



202-747-1000 | eab.com

