



EAB

# Tripwire Reporting: Proactive Planning with Rapid Insight

April 3, 2025



# Meet Your Presenters



**Lily Brennan**

*Strategic Leader,  
Data and Analytics*

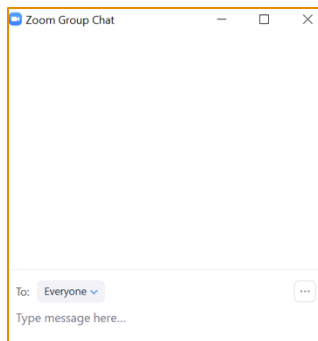


**James Cousins**

*Senior Strategic Leader,  
Data and Analytics*

# Using Zoom

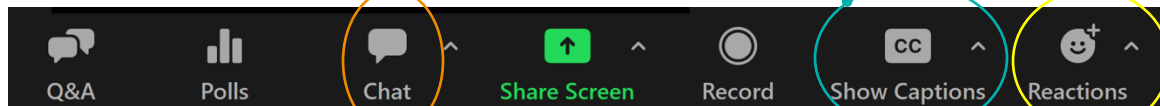
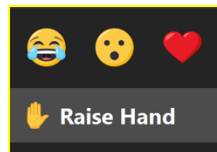
3



## Join the Discussion

Use the **chat** to share your thoughts, experiences and resources

Enable Closed Captions and Show Subtitle or View Full Transcript



# Give the Chat a Try!



If you could create a “tripwire” in your personal life, what would it flag?

Too many browser tabs  
open

Forgetting laundry in the  
washing machine



Fridge low on coffee  
creamer

Inbox over  
100 emails

or something else!



EAB

# Tripwire Reporting: Proactive Planning with Rapid Insight

April 3, 2025



# Recognizing Downturns in Academic Achievement

6

**Tripwire reporting provides timely, objective alerts**

## Preliminary Expectations

- Application data and registration data can provide a barometer for likely academic performance
- These expectations could be descriptive or predictive

## Expectation vs. Reality

- Between expected and actual GPAs, you can flag *any* differences between the two
- As students progress, you can compare academic indicators from any two periods

## Academic Semester Realities

- 1<sup>st</sup>, 2<sup>nd</sup>, or onward, students earn GPAs
- Deficient and exceptional GPAs are flagged by policy at a higher level
- All other GPAs are sometimes simply points of interest

## Tailored, Scalable Responses

- Reports allow success staff to group students *before* reviewing
- This approach decreases administrative work, and clears time for direct student support



# Personalizing Student Success *Systematically*



## **High Expectations, Low Performance**

These students appeared as if they'd do well, then did less well than expected

---

## **Low Expectations, High Performance**

These students appeared as if they'd do poorly, then did better than expected

---

## **Low Performers**

Students who earned GPAs low enough to trigger administrative follow-up

---

## **High Expectations, High Performers**

Exceptional performance is most likely recognized through Dean's list, etc.

---



- 1 Objective & Overview
- 2 Understanding Tripwire Reporting
- 3 Demo: Building Tripwire Reports in Rapid Insight
- 4 Case Studies & Use Cases
- 5 Q&A and Next Steps



## Objective:

---

By the end of today's session, you'll understand how setting up key tripwire reports in Rapid Insight can enable your institution to **proactively intervene in student success outcomes**.

We'd love for you to leave with a specific tripwire project in mind.

- 1 Objective & Overview
- 2 **Understanding Tripwire Reporting**
- 3 Demo: Building Tripwire Reports in Rapid Insight
- 4 Case Studies & Use Cases
- 5 Q&A and Next Steps



# What is tripwire reporting?

**Tripwire reporting** identifies students, programs, or institutional metrics that deviate from expected trends or benchmarks—either positively or negatively—so that timely interventions or actions can be taken.

## Key Data Indicators to Monitor



Engagement  
with Support  
Services



Campus  
Involvement



Course  
Registrations



LMS  
Engagement



Conduct  
Infractions



FVT/Career  
Readiness



Institutional data  
policy anomalies

Review this list for potential tripwire projects to investigate. At the end of today's session, we'll ask which tripwire you're excited to set up!

## Poll: Tripwire Reports

---

---

**How familiar are you with creating tripwire reports in Rapid Insight?**

- A. I've created them regularly
- B. I've created one or two
- C. I've seen someone else build one
- D. I've never done it but I'm curious

# When to Use Edify or Rapid Insight for Tripwires



## Tripwire solution

Flagging illegitimate values in data source



Drawing attention to legitimate but concerning events



Surfacing excessive or lacking frequency of recommended interactions



Flagging critical events that are behind schedule




Policy or compliance violations\*



- 1 Objective & Overview
- 2 Understanding Tripwire Reporting
- 3 **Demo: Building Tripwire Reports in Rapid Insight**
- 4 Case Studies & Use Cases
- 5 Q&A and Next Steps

# The Plan, Act, Evaluate Framework

Example: Build a tripwire report that monitors GPA trends



## Identify needs with campus offices

- IR offices should be involved in identifying these needs
- Start with the end in mind: what is the ideal application of the data once it's completed?
- Select key data points

## Set up the tripwire

- Create a report of which students have a lower GPA this term vs. the prior term
- Think: what might have caused this decline?

## Schedule reports

- Set up email distribution of reports to stakeholders (works best with Outlook is installed on your desktop)

## Interpret the results

- Talk through the output with stakeholders
- Don't let this be just another interesting report—talk through next steps
- Monitor and repeat. Ensure the intervention is accomplishing what you wanted it to





## Platform Demonstration

- 1 Objective & Overview
- 2 Understanding Tripwire Reporting
- 3 Demo: Building Tripwire Reports in Rapid Insight
- 4 **Use Cases**
- 5 Q&A and Next Steps

# Tripwire Reports for Common RI Use Cases

These tripwire reports can enable faster interventions



## Student Success Initiative:

CCSNH wanted to improve access to pivotal decision-informing data for Advisors, Admissions, and the Registrar.

## Rapid Insight Solution:

Live, personalized dashboards provide academic counselors with lists of students who need assistance, enabling responsive and impactful support. Administrators use Rapid Insight to identify programs with strong term-to-term persistence, sharing out best practices to improve retention in other programs.

**Advisors can use data from live dashboards to inform personalized outreach to students in Navigate360. Offices on campus can use the data to offer coordinated, holistic student support.**

## Current Process

We don't want to recreate functionality through reports that is better left to purpose-built platforms.

Consider what the advising platform can and can't do. **Look for events that users need to know about, but have to chase down.**

## Tripwire Opportunity



**Students who have needed more than x meetings with their advisor in a single term.**

# Tripwire Reports for Common RI Use Cases



These tripwire reports can enable faster interventions



## Student Success Initiative:

Century wanted to close equity gaps in student outcomes by 2030 without overwhelming an overloaded advising staff.

## Rapid Insight Solution:

Through an opportunity analysis, Century College identified equity gaps in their early alerts and appointment traffic in Starfish, their student success platform. After tweaking practices, they used Rapid Insight to make sure the identified equity gaps in their processes were resolved with correlated positive impact on student outcomes.

**Advising leadership now has a dashboard to help them monitor equity gaps in early alert processes and correlated student outcomes each year. They also set up dashboards to replicate the opportunity analysis for appointment equity gaps.**

## Current Process

A dashboard allows users to "monitor" and "look for", but reporting on a gap passively often means that it's still possible for no one to be aware of it.

However, tripwire reports and the flexibility of data sourcing in Rapid Insight could allow you to **push towards a more proactive path towards more consistent student outcomes.**

## Before:



List of courses where particular student groupings' course GPAs are at least x grade points below others'.

## After:



Flagging courses where mid-term grades for certain student groups' are at least x grade points below others'.

- 1 Objective & Overview
- 2 Understanding Tripwire Reporting
- 3 Demo: Building Tripwire Reports in Rapid Insight
- 4 Use Cases
- 5 Discussion and Next Steps

## Key Questions to Ask in the Planning Phase



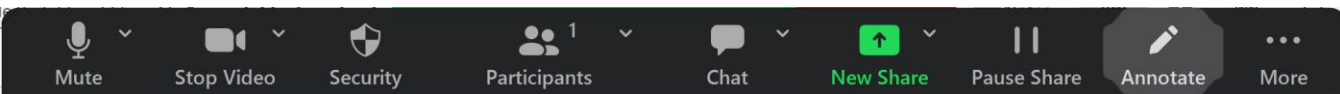
- 1 Who will benefit from this project?
- 2 What do they need to see?
- 3 How should the results be delivered?

# Use the Annotate Feature to Stamp Your Choice




## 1 Find the Annotate option.

Click "View Options" next to "You are viewing [presenter]'s screen or check the Zoom toolbar.



## 2 Select "Stamp"



## 3 Click on the screen to add your stamp!

How would you describe your current IPEDS reporting process?

High Effort

|   |  |
|---|--|
| ★ |  |
|   |  |

# Stamp Your Choice



Which of these areas are you most interested in creating tripwire reports?

## Key Data Indicators to Monitor



GPA  
Trends



Engagement  
with Support  
Services



Campus  
Involvement



Course  
Registrations



LMS  
Engagement



Conduct  
Infractions



FVT/Career  
Readiness



Institutional data  
policy anomalies



Other?

Is there another area you're interested in building tripwire reports for? Let us know in the chat!



# Final Poll

---

---

Please provide feedback on today's session.

After today's session, how comfortable do you feel creating tripwire reports in Rapid Insight?

Would you like to work on a tripwire report with our help?



202-747-1000 | [eab.com](https://eab.com)

