

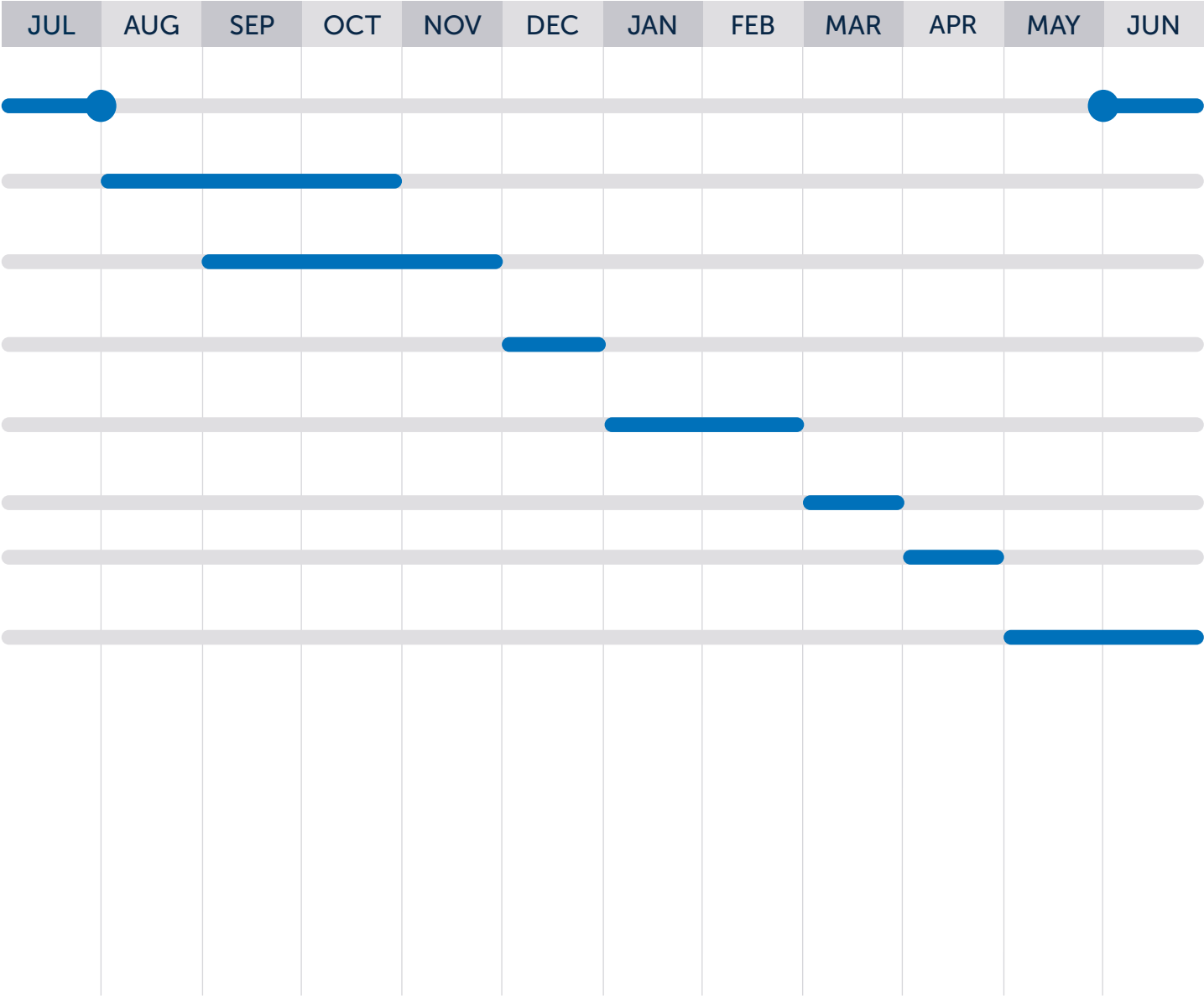
Rapid Insight Annual Calendar

Embedding Rapid Insight Into Your Work

The Rapid Insight Construct, Predict, and Bridge modules can be applied to various areas of an organization. Use this graphic to see when certain activities typically occur to best understand how Rapid Insight can support your work.

ENROLLMENT

- ▶ Build prospect recruiting models
(Starts in June)
- ▶ Conduct reporting on prospect and inquiry counts
- ▶ Build upcoming year’s predictive model for enrollment likelihood
- ▶ Score early decision and early admits, continue building model
- ▶ Score admits, run reporting, track application and admit counts
- ▶ Score deposit counts
- ▶ Deploy outreach lists with scores to better yield admits for May decision
- ▶ Conduct melt modeling deadline



Rapid Insight Annual Calendar

Embedding Rapid Insight Into Your Work

The Rapid Insight Construct, Predict, and Bridge modules can be applied to various areas of an organization. Use this graphic to see when certain activities typically occur to best understand how Rapid Insight can support your work.

REPORTING

Registrar

- ▶ Process final grades
- ▶ Conduct Factbook reporting

IPEDS

- ▶ Register for IPEDS data collection cycle

Fall Collection Period:

- ▶ Collection opens
- ▶ Collection closes for key holders
- ▶ Collection closes for coordinators

Winter Collection Periods:

- ▶ Collection opens
- ▶ Collection closes for key holders and coordinators

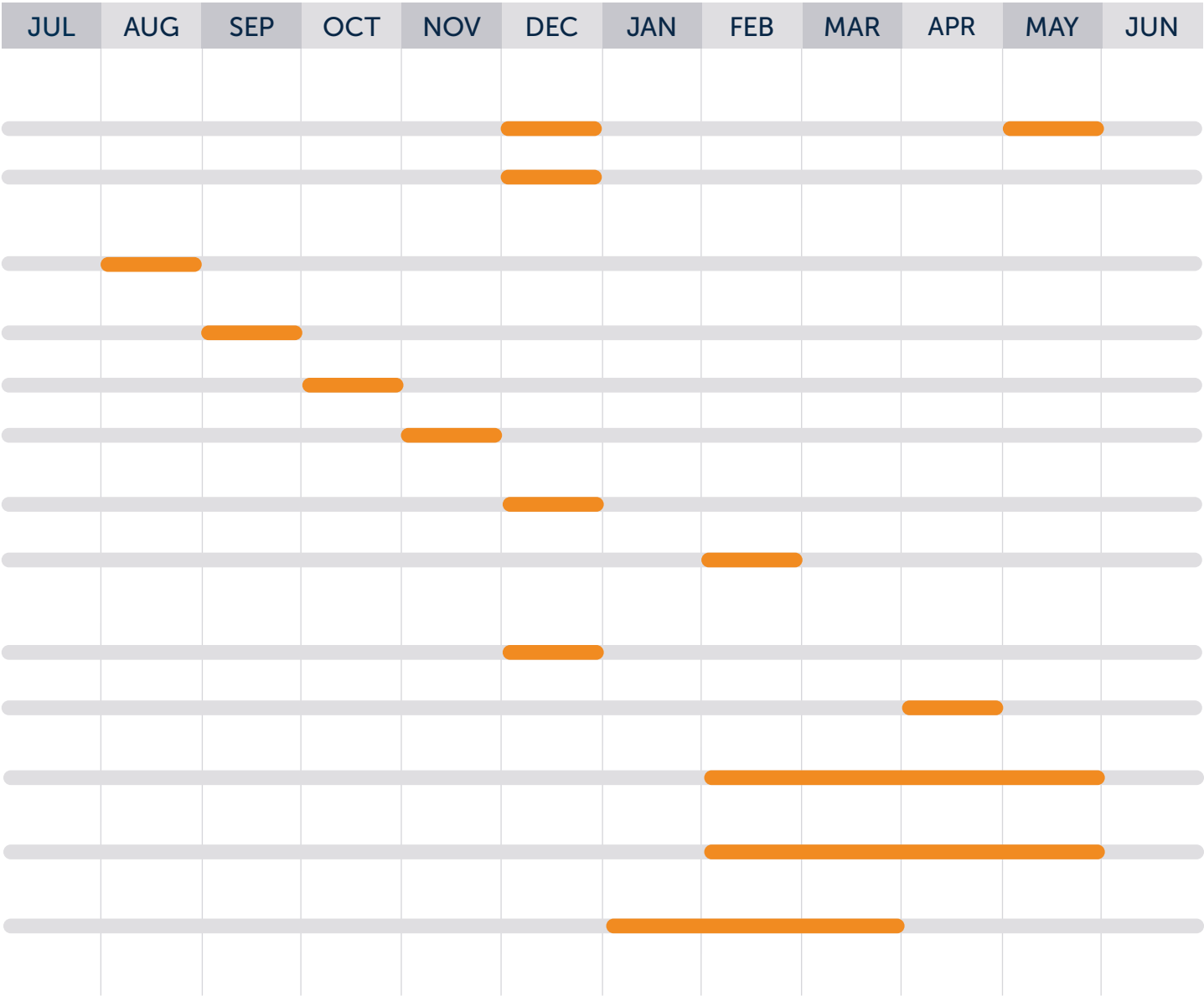
Spring Collection Periods:

- ▶ Collection opens
- ▶ Collection closes for key holders and coordinators

- ▶ National Survey of Student Engagement (NSSE)

- ▶ Faculty Survey of Student Engagement (FSSE)

- ▶ Common Data Set (CDS) - compile report



Rapid Insight Annual Calendar

Embedding Rapid Insight Into Your Work

The Rapid Insight Construct, Predict, and Bridge modules can be applied to various areas of an organization. Use this graphic to see when certain activities typically occur to best understand how Rapid Insight can support your work.

REPORTING

Higher Education Research Institute (HERI)

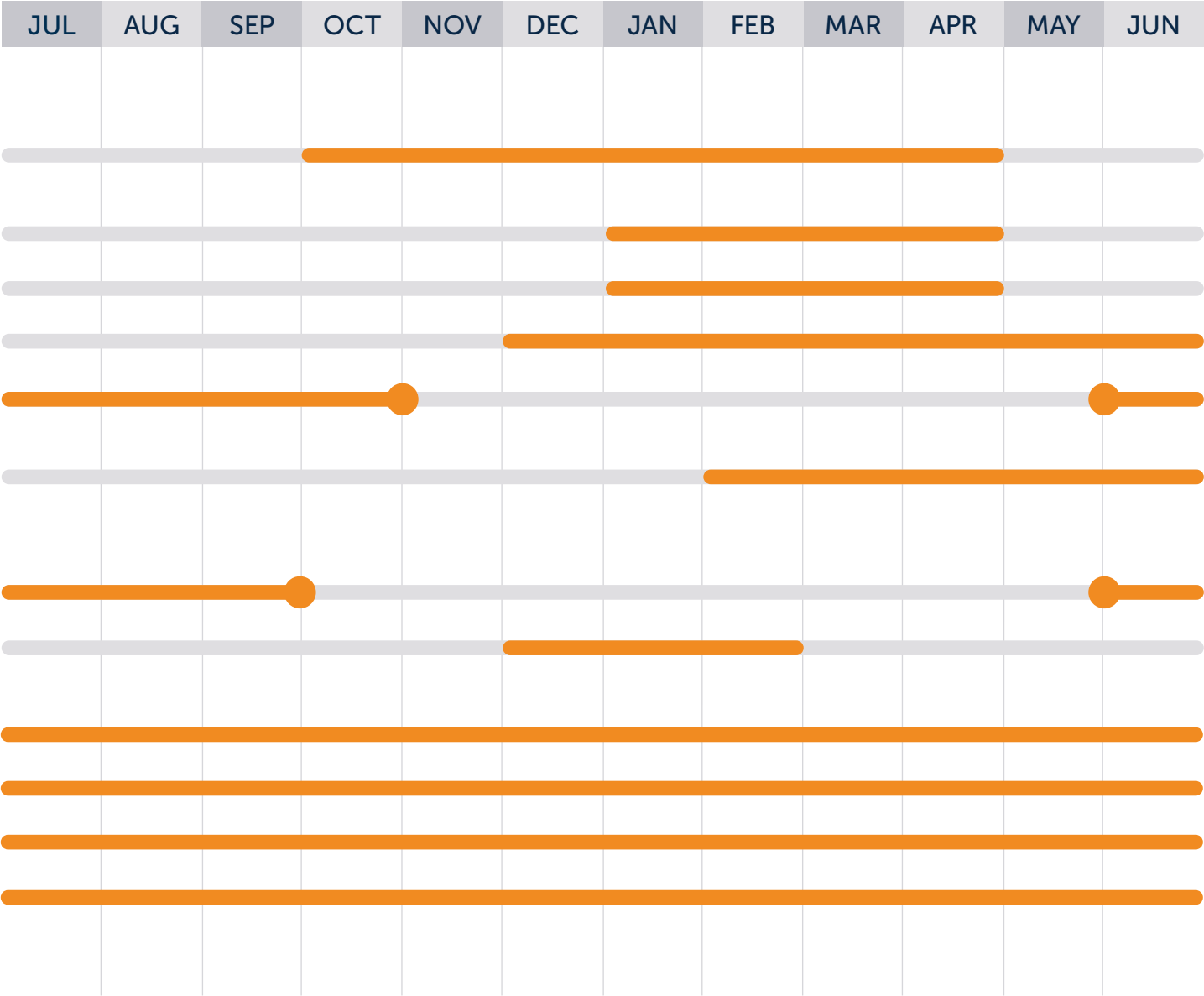
- ▶ Administer Diverse Learning Environments Survey
- ▶ HERI Faculty Survey
- ▶ HERI Staff Climate Survey
- ▶ College Senior Survey
- ▶ CIRP Freshman Survey (Starts in June)
- ▶ Your First College Year Survey

Beginning College Survey of Student Engagement (BCSSE)

- ▶ Administer survey (Starts in June)
- ▶ Optional Winter survey administration

Ongoing Activities

- ▶ Student Clearinghouse
- ▶ Semesterly course evaluations
- ▶ Program review
- ▶ Higher Education Data Sharing Consortium (HEDS) surveys



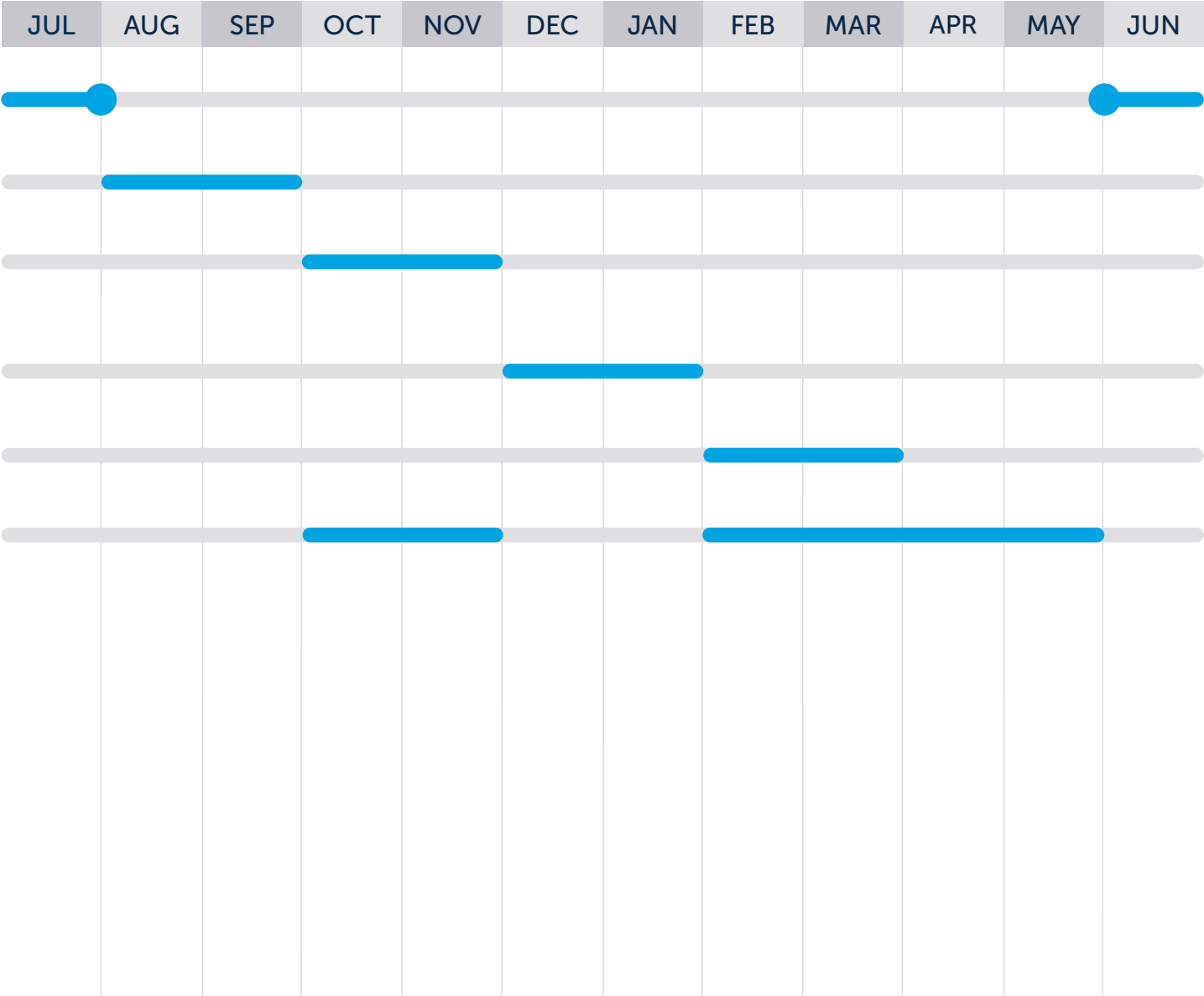
Rapid Insight Annual Calendar

Embedding Rapid Insight Into Your Work

The Rapid Insight Construct, Predict, and Bridge modules can be applied to various areas of an organization. Use this graphic to see when certain activities typically occur to best understand how Rapid Insight can support your work.

STUDENT SUCCESS

- ▶ Build on-time completion model
(Starts in June)
- ▶ Build first year incoming student retention model
- ▶ Score incoming students for term-to-term or year-to-year retention likelihood
- ▶ Build updated retention model including fall semester data
- ▶ Score with the updated model including fall semester data
- ▶ Conduct outreach informed by student risk scores



Rapid Insight Annual Calendar

Embedding Rapid Insight Into Your Work

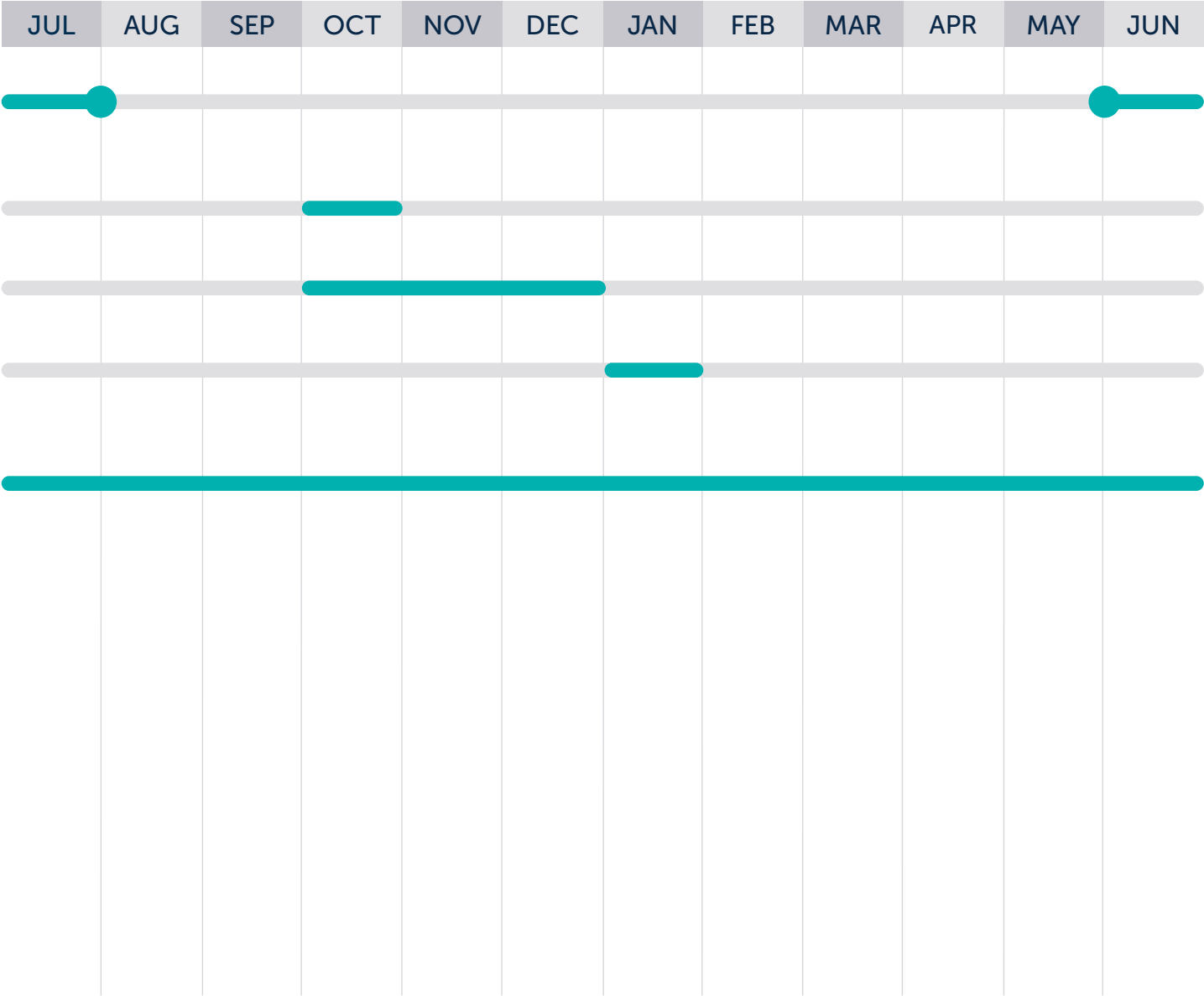
The Rapid Insight Construct, Predict, and Bridge modules can be applied to various areas of an organization. Use this graphic to see when certain activities typically occur to best understand how Rapid Insight can support your work.

FUNDRAISING

- ▶ Conduct summer reunion fundraising campaign
(Starts in June)
- ▶ Conduct Homecoming fundraising campaign
- ▶ Conduct end-of-year fundraising campaign and hold Giving Tuesday
- ▶ Perform escalation and cultivation, and research

Ongoing Activities

- ▶ Advancement Campaigns



Rapid Insight Annual Calendar

Embedding Rapid Insight Into Your Work

The Rapid Insight Construct, Predict, and Bridge modules can be applied to various areas of an organization. This graphic shows activities that often occur throughout the year as opportunities and needs arise. Use it to see how Rapid Insight can support your work.

ONGOING ACTIVITIES

- ▶ Process improvements (e.g., job optimization)
- ▶ Systematizing ad hoc requests into workflows (e.g., translating static reports into interactive dashboards)
- ▶ Data auditing and hygiene
- ▶ Key outcome analysis via predictive modeling

