



Accreditation Reporting

Institutional Reporting Series

July 11, 2024



Meet Your Presenters



Lily Brennan

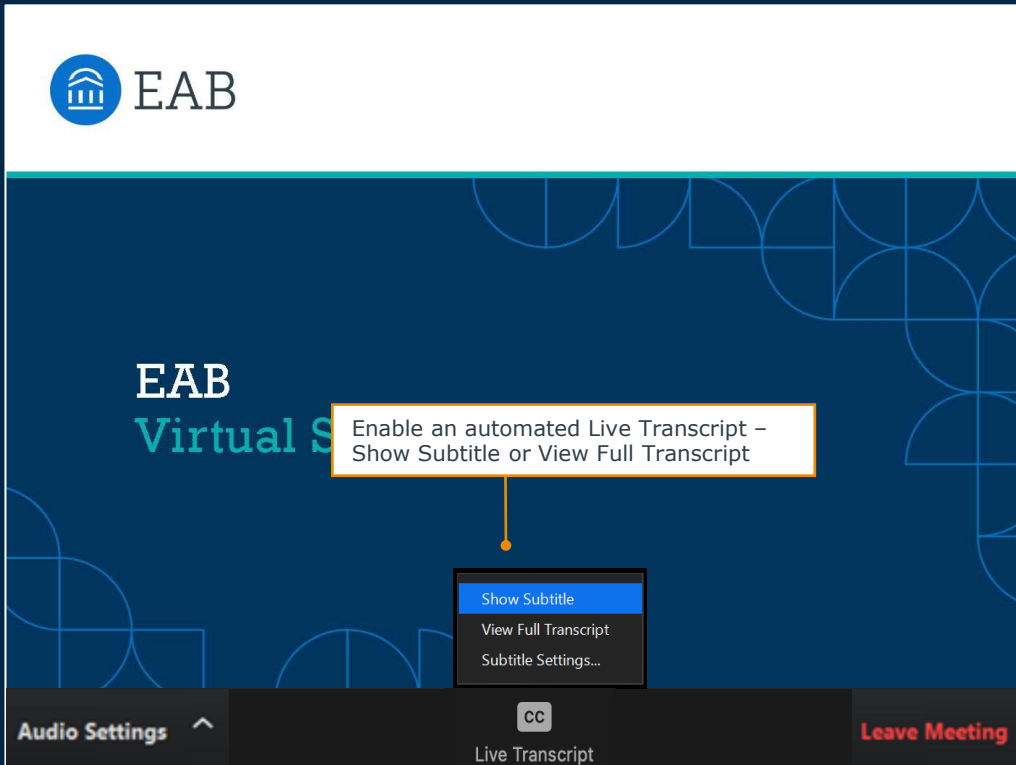
*Strategic Leader,
Data and Analytics*



James Cousins

*Senior Strategic Leader,
Data and Analytics*

Turn on Captions



The screenshot shows a video player interface. At the top left is the EAB logo, consisting of a blue circle with a white building icon and the text "EAB". The video content area has a dark blue background with a pattern of light blue geometric shapes. The text "EAB Virtual S" is visible. A yellow callout box with a black border points to a "CC" (Closed Captions) button in the bottom center. The callout box contains the text: "Enable an automated Live Transcript – Show Subtitle or View Full Transcript". The "CC" button is a small grey square with the letters "CC" in white. Below it, the text "Live Transcript" is displayed. To the left of the "CC" button is the "Audio Settings" button with an upward arrow. To the right is the "Leave Meeting" button in red text. A dropdown menu is open below the "CC" button, showing three options: "Show Subtitle" (highlighted in blue), "View Full Transcript", and "Subtitle Settings...".

EAB

EAB Virtual S

Enable an automated Live Transcript –
Show Subtitle or View Full Transcript

Show Subtitle
View Full Transcript
Subtitle Settings...

Audio Settings ^

CC

Live Transcript

Leave Meeting

Give the Chat a Try!



If you weren't at work right now, then what would you be doing?



Accreditation Reporting

Institutional Reporting Series

July 11, 2024



Welcome to the Institutional Reporting Series!



Steps to Build, Use, and Evaluate Your Model

IPEDS Reporting

Delve into 3 key areas essential to any Rapid Insight user responsible for IPEDS reporting:

- Fixed width formatting
- Transposing data
- Creating flags for key demographics

Watch the recording

Accreditation Reporting

Learn how to align data analysis jobs with your institution's accreditation requirements like:

- Merging/appending tables where needed
- Performing known cleanup tasks
- Creating useful new variables

JULY 11

Ad Hoc Reporting

Manage ad hoc requests outside annual compliance reporting more efficiently by:

- Using metadata to get a sense for the dataset itself
- Reviewing correlations between characteristics and outcomes

NOVEMBER 7



[Register here!](#)



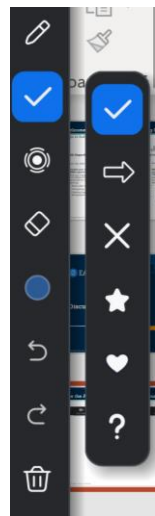
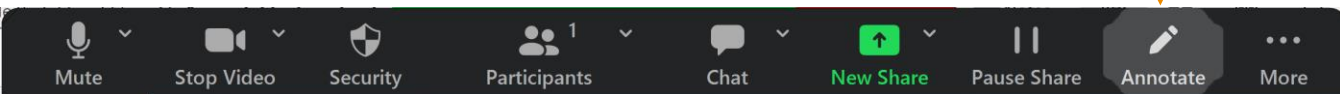
Discussion

1

Use the Annotate Feature to 'Stamp' Your Vote



- 1 Find the Annotate option at the bottom of your Zoom screen.



- 2 Select "Stamp"

- 3 Click on the screen to add your stamp!

How would you describe your current IPEDS reporting process?

High Effort

★	

The image shows a survey question with a table for responses. The first row of the table has a yellow star stamp in the first column. An orange arrow points to the star.

Pop Quiz!: Try Out Your Stamps



When was the earliest record of accreditation in higher education?

A. 1895

B. 1903

C. 1975

Know Your Process



To which type(s) of accrediting agencies do you submit your data?

Use the stamp feature to cast your vote!

Regional Accrediting Agencies

Examples: Higher Learning Commission (HLC), New England Commission of Higher Education (NECHE), Southern Association of Colleges and Schools Commission on Colleges (SACSCOC)

Programmatic Accrediting Agencies

Examples: American Bar Association (ABA), American Psychological Association (APA), National Association of Schools of Music (NASM)

National Accrediting Agencies

Examples: Distance Education Accrediting Commission (DEAC), Council on Occupational Education (COE)

Identify Current Challenges



**You have 3 stamps to toss into 3 buckets.
Which part of the accreditation reporting process is currently most
challenging for you?**



Timing
(The reporting process is
time-consuming)



**Coordinating with data
stewards**



**Adjusting to
changing KPIs**

Your Role in the Accreditation Reporting Process



Which of these best describes your role in the data submission process?



“I perform the reporting but need other departments to submit and confirm results before I submit.”



“I know where the data lives, I submit it, but I have to ask peer departments for validation.”



“I know where the data lives, I know whether it's correct, and I submit the report.”



What is Accreditation Reporting?

2

We've Talked A LOT About IPEDS...



2022

[Back to Basics
Series](#)

March 2023

[Deep Dive: Creating Fixed
Width Files for IPEDS
Reporting](#)

March 2024

[Institutional Reporting
Series, Session 1](#)

You can find these recordings and additional resources related to IPEDS on the Rapid Insight Help Center.

**Today, we want to shift focus
to other institutional
reporting needs.**

Accreditation Reporting's Important Role in Higher Ed¹⁵

Impact on Different Types of Eligibility

Accreditation is review of the quality of higher education institutions and programs. In the United States, accreditation is a major way that students, families, government officials, and the press know that an institution or program provides a quality education.



Student Financial Need

Students who want federal (and sometimes state) grants and loans need to attend an accredited college, university, or program.



Federal Funding

The federal government requires that a college, university, or program be accredited in order to be eligible for federal grants and loans or other federal funds.



Employee Financial Need

Employers ask if a college, university, or program is accredited before deciding to provide tuition assistance to current employees, evaluating the credentials of new employees, or making a charitable contribution.



State Funding and Testing

State governments require that a college, university, or program be accredited when making state funds available to students or institutions, and when allowing students to sit for state licensure examinations in some professional fields.

?

**How confident are you using Rapid
Insight to navigate your annual
accreditation reporting?**

3 Common Challenges and How to Tackle Them



Timing of the Reporting Process



Plan ahead

Coordinating with Data Stewards



Assess your process

Changing Standards



Adjust to evolving KPIs

Plan Ahead



Challenge

Compliance reporting gets tricky when you're in a time crunch trying to gather all the required data.



Solution

Plan ahead! Prepare for mandatory reporting ahead of time by setting up a cycle that makes the process more seamless.



How Construct Can Help

- Scheduling
- Reusing and updating existing jobs

Assess Your Process



Challenge

Waiting for data stewards to produce numbers and then validating the data can be time-consuming and arduous.



Solution

Assess your process for coordinating with data stewards. How can you work proactively to facilitate conversations and gather the needed data?

- Communicate
- Answer stakeholder questions
- Demystify the process on time
- Maintain opportunities for input
- Boost impact after completion



How Construct Can Help

Join (merge, append) and clean disparate data sources shared by data stewards



Adjust to Evolving KPIs



Challenge

Changing standards happen quickly, especially for surveys that are not tied to federal funding.



Solution

Adapt to changing instruments. Invest in a systemic solution, such as a data warehouse to document consistent reporting needs. Leverage an agile tool like Construct to handle changing responses.



How Construct Can Help

Respond quickly to changing requirements and build new workflows rapidly.



Live Demo

Construct

3



1. How confident are you using Rapid Insight to navigate your annual accreditation reporting after today's session?
2. How was today's session?
3. We want to hear from you! Please provide feedback on today's session.



202-747-1000 | eab.com



@eab



@eab_



@WeAreEAB



@eab.life

